



LHS-Series Screen Filter

The LHS-Series, made entirely of stainless steel, ensures durability and long-lasting performance across various applications. It efficiently removes up to **25% solids** from water and low-viscosity liquids.

The LHS-Series is a self-cleaning, stationary strainer commonly used as the first step in **solid waste removal** and **dewatering**. With no moving parts, it's simple to use and available in various screen sizes, widths, and flow capacities.



Solid waste removal in food production.

Self-Cleaning Features

- Stainless Steel Wedge Wire Screen
- Flow-Engineered Housing
- Convenient Solids Discharge Chute
- Optional Screen Impactor or Spray Bars
- Stainless Steel Housing
- Industrial units up to 60" wide
- Multiple units can be manifolded

Typical Applications

- Solid Waste Removal
- Industrial Solids Separation & Recovery
- Fruit & Vegetable Processing
- Pulp and Paper Mills
- Dairy Processing
- Commercial Nurseries
- Animal Waste Processing
- Food Processing
- Site Remediation
- Mining



Model LHS-60

Outlet port (Bottom View).

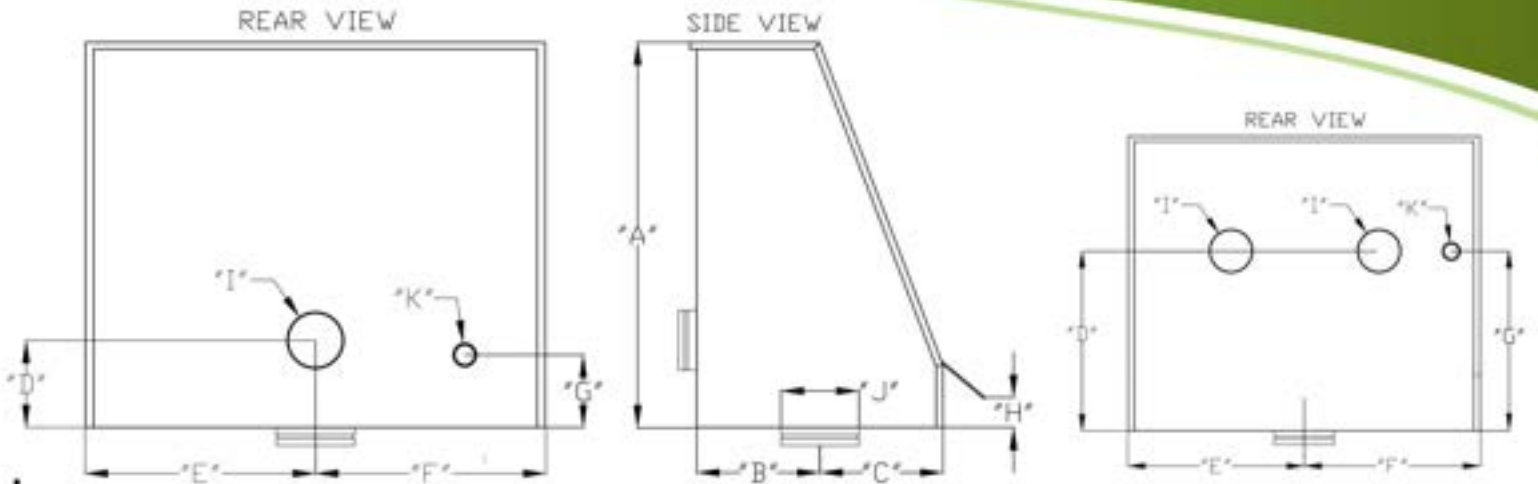


Inlet & Flush ports (Rear View).



Stainless steel wedge wire screen.





Dimensions *Measurements in Inches

*Shown above LHS-60

MODEL	A	B	C	D	E	F	G	H	I	J	K	WT./LBS
LHS-20	31.0	7.2	7.2	9.0	10.2	10.2	8.0	5.0	3.0	4.0	2.0	150
LHS-30	42.5	13.2	13.2	8.5	15.2	15.2	15.2	6.0	4.0	6.0	2.0	300
LHS-36	42.5	13.2	13.2	8.5	18.2	18.2	18.2	6.0	6.0	6.0	2.0	360
LHS-48	48.0	14.8	14.8	8.5	24.2	24.2	24.2	8.0	6.0	6.0	2.0	375
LHS-60	60.0	20.0	20.0	31.5	31.5	30.0	30.0	8.0	6.0	6.0	10.0	600

Flow Rates *Gallons per minute

*Custom manifolds are available for high flow rates where multiple LHS units are required.

MODEL	MESH					
	200	150	100	75	50	35
LHS-20	35	50	65	75	75	75
LHS-30	65	95	125	175	230	250
LHS-36	80	115	150	210	275	300
LHS-48	100	140	200	260	320	360
LHS-60	150	200	300	400	500	550

Construction

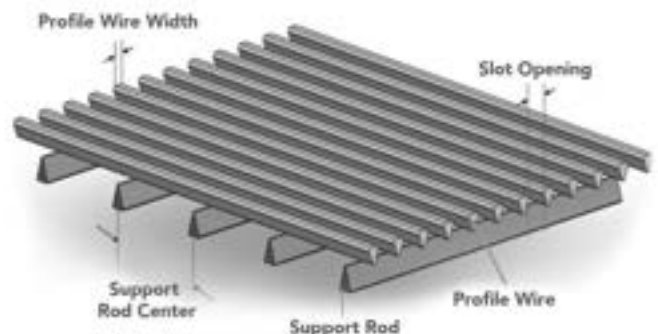
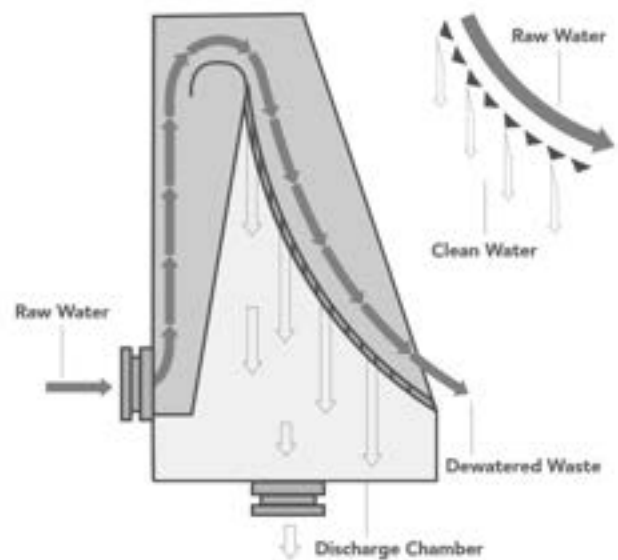
DETAILS

- HOUSING — 304 Stainless Steel / 316L Stainless Steel (optional)
- SCREEN — Stainless Steel 304 Profile Wire Screen

Features

DETAILS

- Screen Impact for Heavy Loading Conditions
- Multiple Unit Manifolds Together (w/wa screw conveyor) for High Flows
- Protective Cover
- Spray Bars with Nozzles
- Sump for Collection of Filtered Water



*Please Contact a Sales Representative for Details